

N S

Self-learning :

# ***Introduction***

Culturally, a lot of things fascinate me. I like acting and dancing and I practiced it for for many years, but for a few years, I have discovered other sensitivities. I enjoy watching historic documentaries, and if the subject interests me I do researches. I have discover many things about myself notably an attraction for the art of photography. What I like the most is not to take photos but to see wonderful ones from different artists. I was even attract by original historic pictures For some time I am interested in the original historic pictures. This one represents an event and gives another point of vew: it is another perspective of the event. Throughout this report I put these images in addition to the presentation of my project self-learning examples



*The queue on the opening day of the first McDonald's in Moscow -1990*

## ***I. The project presentation***

The main aim is to Increase my TOEIC score and improve my English skills in order to get my engineer diploma. The second one is to work on my personal development to learn to work by myself. My MBTI profile ESNP, (Extravert, Sensing, Feeling, Perception, so I often feel motivated by my interaction with people. I gain energy in social situations and I enjoy working with people/in a team. So this is a real challenge for me to .

The Means implemented is to go step by step. I need to identify my strengths and weaknesses to classify my priorities. I begin by the bases of English grammar and vocabulary to work on weaknesses. After, I make TOEIC exercises and use book which prepare to TOEIC. It permits me to train and evaluate me and allows me to see my evolution.

About my personal development, I have a detailed schedule and a logbook. I would especially like to work with my ability to manage a project by myself. I would like to develop the way to self-manage and self motivate me. I will stand alone and it won't be anyone to support me.




Che Guevara and fidel castro playing golf to mock Eisenhower 1962

## ***II. Genesis***

I started self-learning during my second preparatory year. My partner was a friend and I knew him very well. We used the English classic lessons , this year was focus on testing and discovery. We try out new learning methods and tools as music, games, movies, videos ect . We learned to work and motivate each other

Thouhought, the first engineer year I changed my partner. I was with someone who has a completely different profile from mine. She was rather quiet and had an introverted nature, which was the opposite of me. So I had to learn to adapt not to offend her about their preference and comfort of working. This year with her has been good for me because I learned to channel my energy and use it differently. About learning English, we worked on the play "Waiting for Godot" by Beckett. It was very culturally rewarding and improving English including listening comprehension. In the second engineer year I did self-learning with my project group. The goal was to learn as a team and create a "learning team." We had different english levels and we had to learn to adapt to be able to work together. It was easier to successfully motivate but harder to focus. I noticed that I often rely on others in the organization. And I am very dependent on the other members of my team.

That is why this year I decided to work alone. So it is a challenge for me because I will depend only on myself.



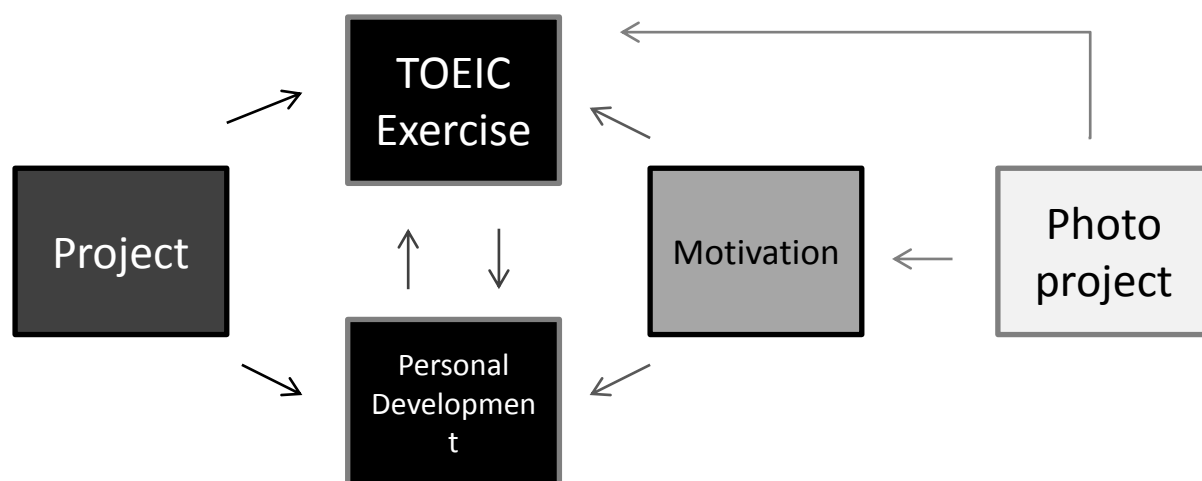
The first camera ever built. Taken with the second camera ever buirt

### ***III. The beginning and the change***

In first I started to make a detailed schedule of all activities to do during the year. I started with very academic exercises; list of grammar, list of vocabulary and typical exercise TOEIC ..

I very quickly realized two things. Firstly that it does serve probably nothing Because I did this kind of exercise since the primary. Secondly I did not like it and I could not motivate myself. Also I had no method to evaluate and analyze my personal development.

So I stopped and I started searching for a way to motivate myself. And this is where I got the idea of historic photographs. I did not know how to combine photos to learn English but I knew I wanted to work on.



This diagram summarizes the situation: The project consists in two interdependent aspects. To work for the TOEIC I need to develop myself and change my way of working. But working the TOEIC it will allow me to work on my personal development. So it is a system cycle. However the problem is that I need to find a new resource to motivate myself.

**And what a photo project would provide a new resource for my personal development and cramming TOEIC?**

## ***IV. photo project descriptions***

In order to improve my English skills I could use the photo project by several ways. But the most interesting was to find photos and for each photo associate a text.

I use texts to illustrate a grammatical or expression rule .

For my personal development, I had a diary that was allowing me to see and have a record of my evolution.

I am also registered on a site of e-learning which prepares the TOEIC examined.

The photo project made me want to work English harder. After some time I realized the project was too long so I decided to change my strategy. I did less photo project to focus on my English lesson however I am still motivates.

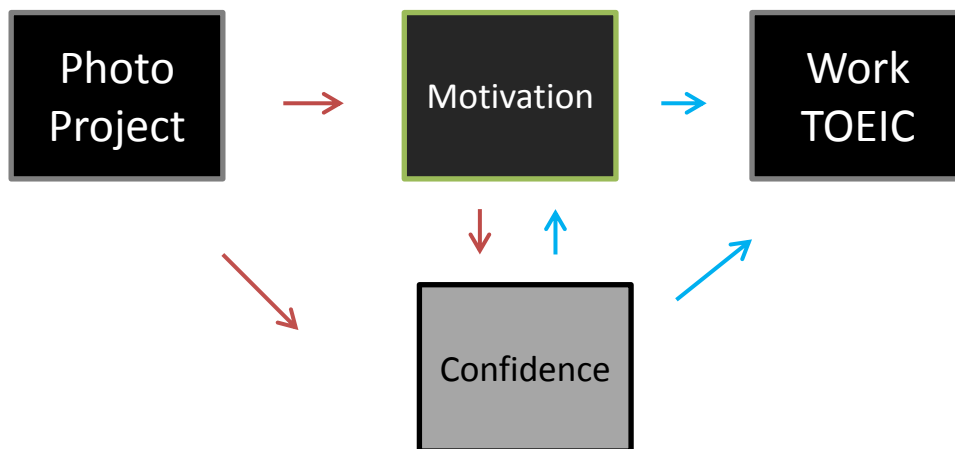


Original Michelin 1910

## ***Evaluation***

Even if for the moment I can not see if I progressed in English, I notice my change in personal development level.

The photo project has allowed me to get the motivation. With this motivation I realized I was able to make and carry out a project alone. The project has permitted me to realize my main problem; the lack of self confidence. Work independently is not a problem anymore to me. Also I can enjoy working alone which gives me more confidence. And I got more motivation when I got confidence.



If it happens again, I would take more time to organize my project. I will make a more structured and developed photo project. The good thing is the project is over I 'would be still motivated and determined to work hard on the TOEIC.